

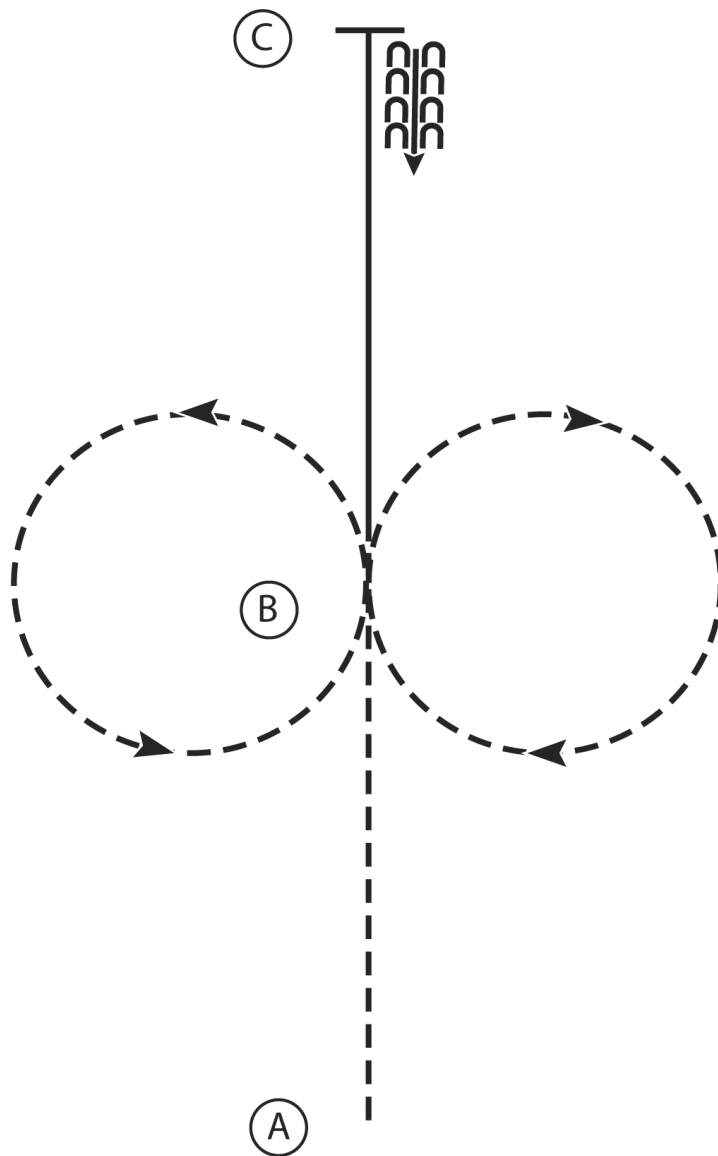
# ApHC Show at the EX

## HUNT SEAT EQUITATION (CLASSES 23, 25, 26)

Show Date: 12th August 2018

www.HorseShowPatterns.com

www.HorseShowPatterns.com



1. Sitting trot A to B
2. At B posting trot circle to the right
3. At B posting trot circle to the left
4. At B canter on the left lead to C
5. At C stop and back 4 steps

Walk	.....
Trot	- - - - -
Extended Trot	- - - - -
Canter	—————
Leg Yield	
Lead Change	— / —
Back	← C C C C
Marker	(B)
Sidepass	← - - - - →

[HSE/1-6]

**Pattern Provided by:**  
*Susan Robinson*

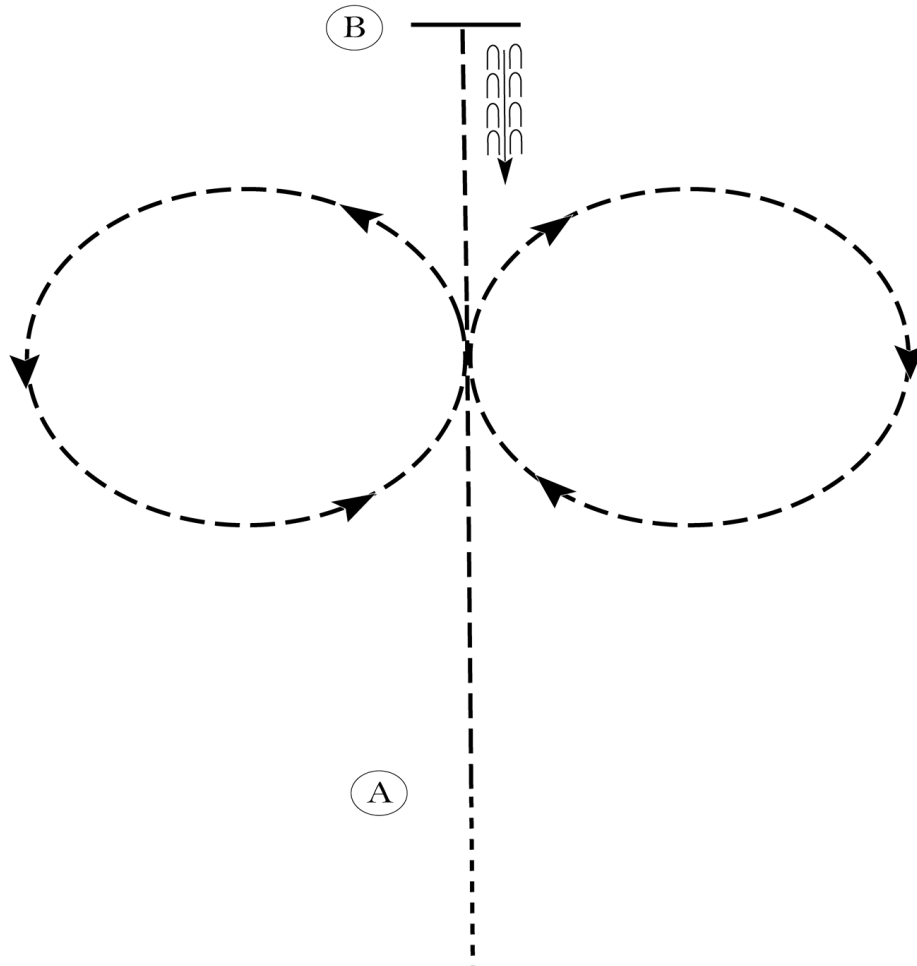
# ApHC Show at the EX

## Walk Trot HUNT SEAT EQUITATION (CLASSES 22, 24)

Show Date: 12th August 2018

w w w . H o r s e S h o w P a t t e r n s . c o m

w w w . H o r s e S h o w P a t t e r n s . c o m



1. Walk to A.
2. At A sitting trot towards B.
3. When halfway to B posting trot circle to the right followed by a posting trot circle to the left.
4. Continue the posting trot to B.
5. At B stop and back approximately one horse length.

Walk	-----
Trot	- - - - -
Extended Trot	— — — —
Canter	—————
Leg Yield	
Lead Change	— / —
Back	←←←←←
Marker	Ⓚ
Sidepass	← — — — ←
Hand Gallop	— — — —

[HSE/WT-4]

**Pattern Provided by:**  
*Susan Robinson*

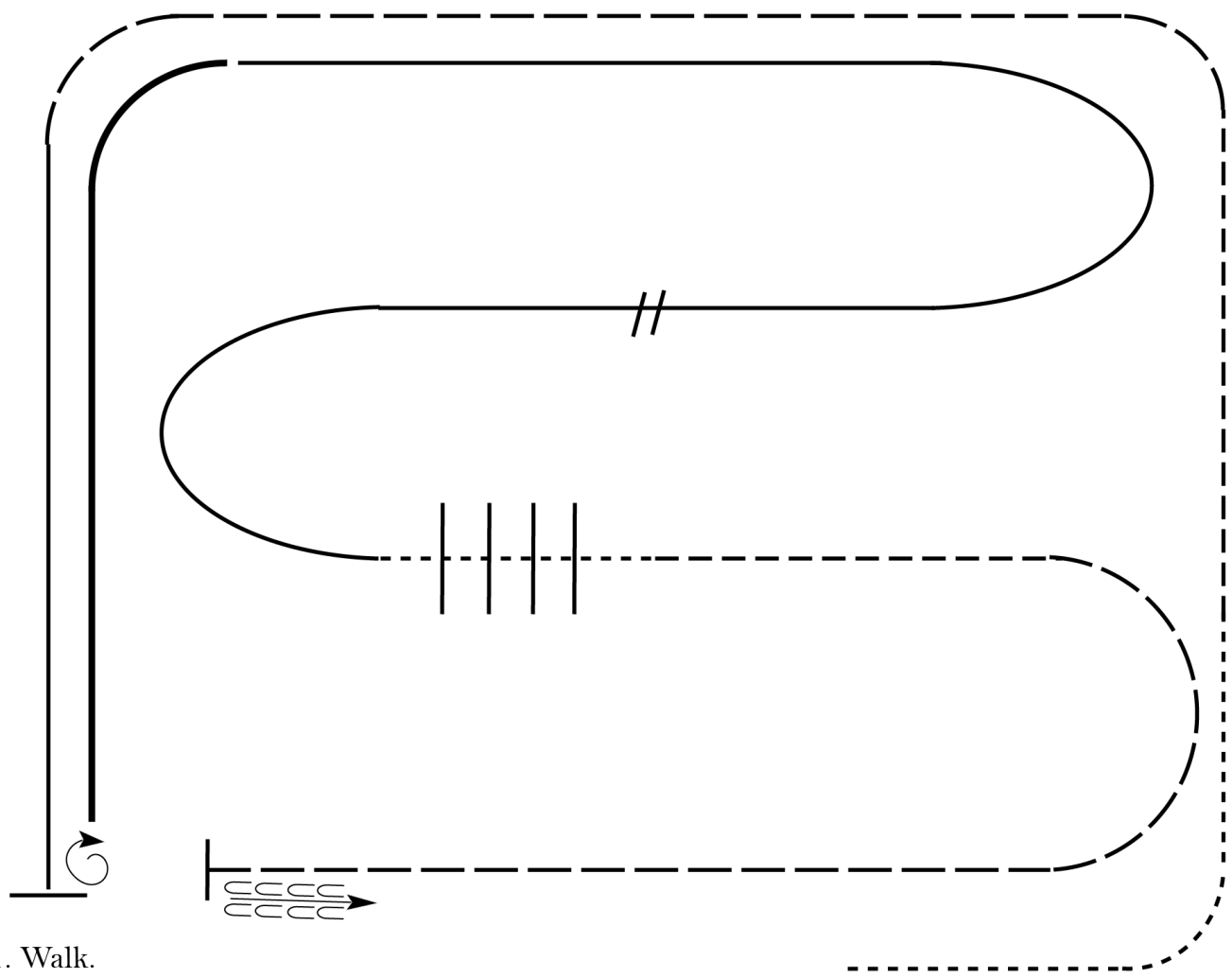
# ApHC Show at the EX

## ApHC/Open RANCH RIDING (CLASSES 55 and 56)

Show Date: 12th August 2018

w w w . H o r s e S h o w P a t t e r n s . c o m

w w w . H o r s e S h o w P a t t e r n s . c o m



1. Walk.
2. Trot
3. Extended trot.
4. Left lead lope
5. Stop, 1 1/2 turn right
6. Extended lope
7. Collect to working lope-right lead
8. Change leads (simple or flying)
9. Walk
10. Walk over logs
11. Trot
12. Extended trot
13. Stop and back

<b>Walk</b>	-----
<b>Jog</b>	-----
<b>Extended Jog</b>	-----
<b>Lope</b>	-----
<b>Lead Change</b>	//
<b>Back</b>	← ~~~~~ ~~~~~
<b>Marker</b>	(B)

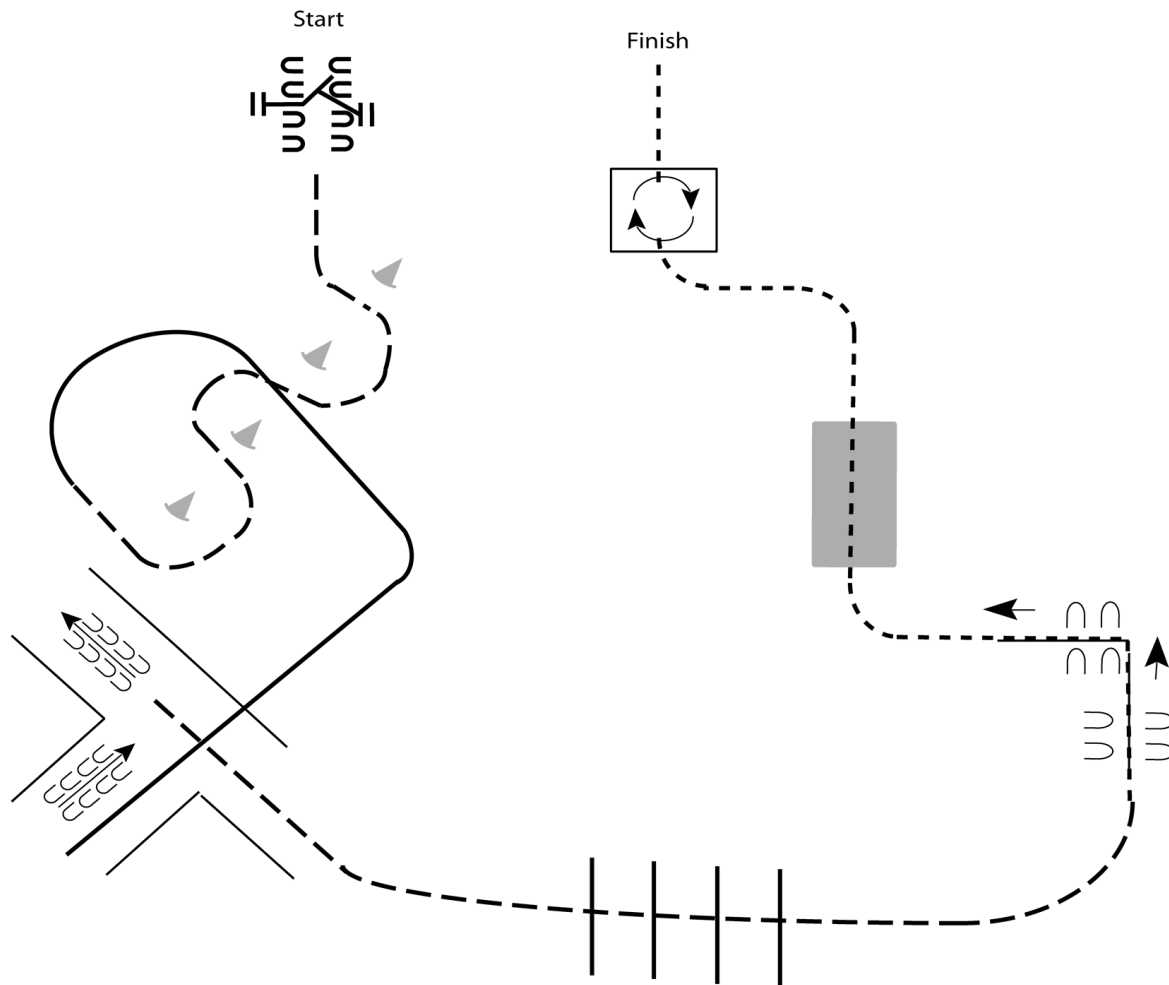
[RR/2]

**Pattern Provided by:**  
*Susan Robinson*

# ApHC Show at the EX

## ApHC/OPEN TRAIL (CLASSES 35, 37, 38, 39)

Show Date: 12th August 2018



Be ready at start

1. Work gate with the left hand.
2. Jog through cones
3. Lope right lead into chute
4. Back the L
5. Jog over poles to sidepass
6. Sidepass left over poles
7. Walk over bridge and into box
8. Perform a 360 degree turn to the right, walk out of box and to finish

<b>Walk</b>	-----
<b>Jog</b>	- - - - -
<b>Extended Jog</b>	-----
<b>Lope</b>	—————
<b>Leg Yield</b>	
<b>Lead Change</b>	—/—
<b>Back</b>	←←←←←
<b>Marker</b>	(B)
<b>Sidepass</b>	←-----→

[T/1-2]

**Pattern Provided by:**  
*Susan Robinson*

www.HorseShowPatterns.com

www.HorseShowPatterns.com

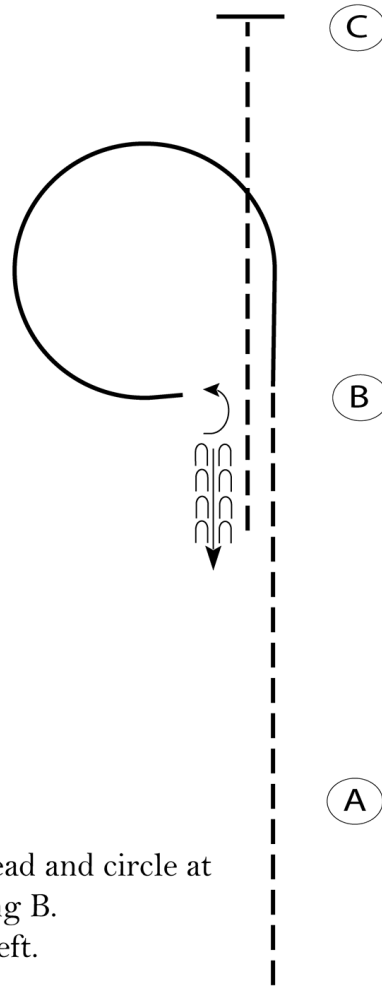
# ApHC Show at the EX

## WESTERN HORSEMANSHIP (CLASSES 43, 45, 46)

Show Date: 12th August 2018

w w w . H o r s e S h o w P a t t e r n s . c o m

w w w . H o r s e S h o w P a t t e r n s . c o m



Begin before A at a jog.

1. Jog from A to B.
2. At B, lope on the left lead and circle at B as shown. Stop facing B.
3. Turn 1/4 turn to the left.
4. Back one horse length.
5. Jog to C. Stop at C.

Follow the instructions of your ring steward.

Walk	.....
Jog	-----
Extended Jog	- - - - -
Lope	—————
Leg Yield	
Lead Change	— / —
Back	←←←←← →→→→→
Marker	ⓑ
Sidepass	←-----→

[WH/1-17]

Pattern Provided by:

*Susan Robinson*

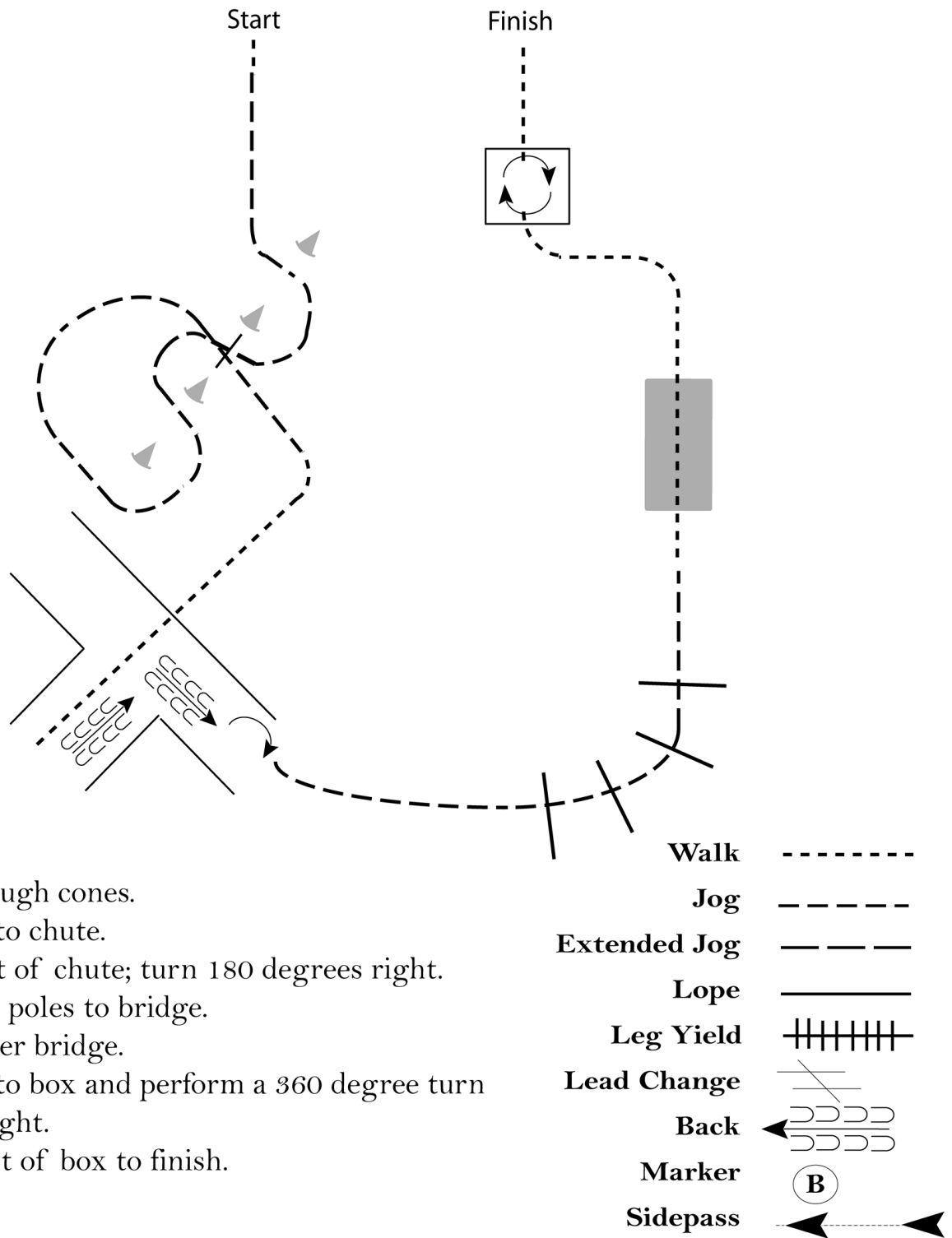
# ApHC Show at the EX

## Walk Trot TRAIL (CLASSES 34, 36)

Show Date: 12th August 2018

www.HorseShowPatterns.com

www.HorseShowPatterns.com



1. Jog through cones.
2. Walk into chute.
3. Back out of chute; turn 180 degrees right.
4. Jog over poles to bridge.
5. Walk over bridge.
6. Walk into box and perform a 360 degree turn to the right.
7. Walk out of box to finish.

Walk	.....
Jog	-----
Extended Jog	- - - - -
Lope	—————
Leg Yield	
Lead Change	///
Back	←←←←←
Marker	ⓑ
Sidepass	←←←←←

[TWT-6]

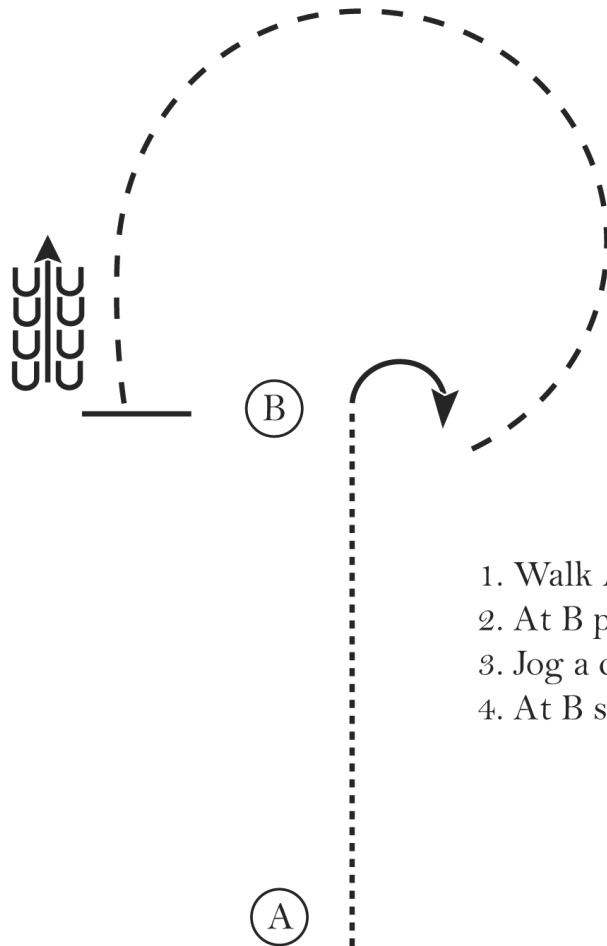
Pattern Provided by:

*Susan Robinson*

# ApHC Show at the EX

## Walk Trot HORSEMANSHIP (CLASSES 42, 44)

Show Date: 12th August 2018



1. Walk A to B
2. At B perform a 90 degree turn to the right
3. Jog a circle around B
4. At B stop and back 4 steps

Walk	.....
Jog	-----
Extended Jog	-----
Lope	—————
Leg Yield	
Lead Change	↘
Back	←←←← ←←←←
Marker	(B)
Sidepass	←←←←

[WH/WT-7]

Pattern Provided by:  
*Susan Robinson*

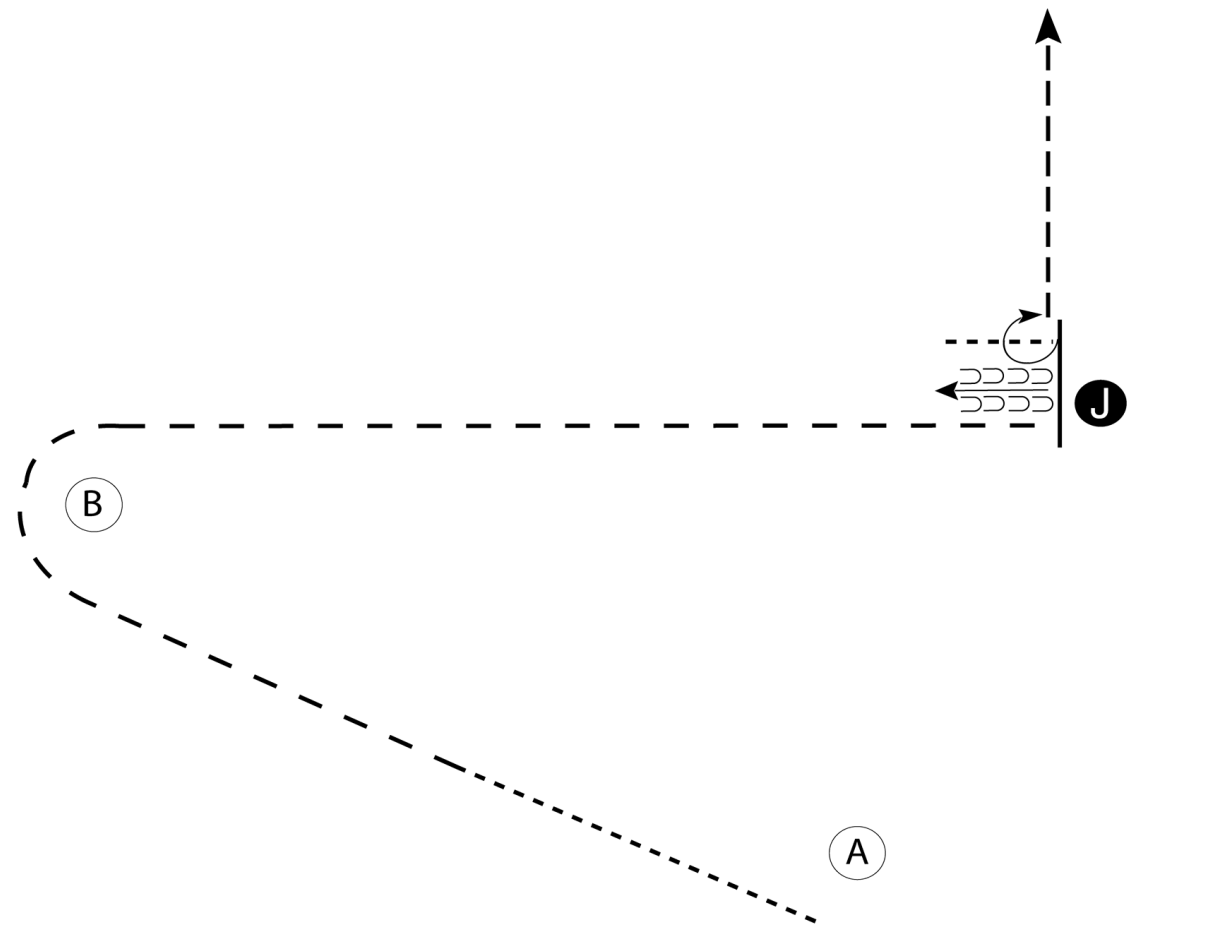
# ApHC Show at the EX

## SHOWMANSHIP (CLASSES 19, 20, 21)

Show Date: 12th August 2018

w w w . H o r s e S h o w P a t t e r n s . c o m

w w w . H o r s e S h o w P a t t e r n s . c o m



1. Begin at A. Walk halfway to B
2. Trot to and around B to the Judge
3. Stop and back one horse length
4. Walk to the Judge and set up for inspection
5. When dismissed perform a 270 degree turn and trot to the line-up

Walk	-----
Trot	- - - - -
Back	←
Marker	Ⓚ
Judge	Ⓝ

[S/1-15]

**Pattern Provided by:**  
*Susan Robinson*